

**Wednesday 4<sup>th</sup> February.**

It was lovely to have Jack and Caroline back in school today. We are now entering the making phase of the project which is very exciting.

In the morning they worked with Year 3. The children worked in plasticine and their first task was to sculpture human heads.




Once they were confident with this they then moved on to creating texture mats. The children were split into four groups and asked to create a specific texture within the plasticine. These textures were squares, lines, circles and nature.

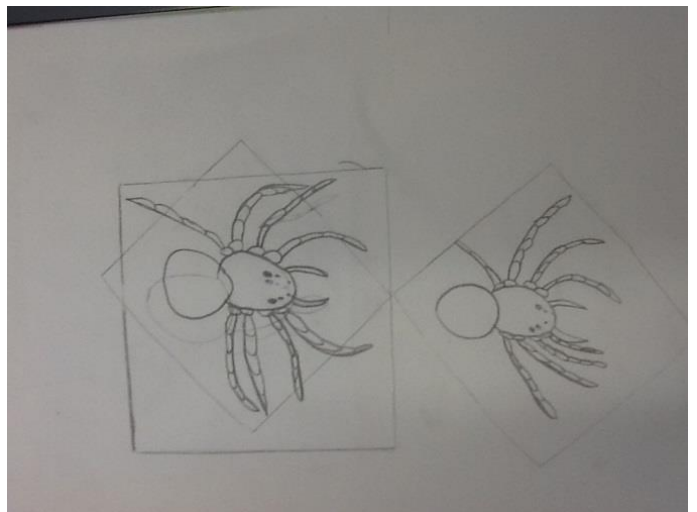



The artists have taken these away so they can be manufactured into prints using rubber. The artists will then imprint these designs onto the children's concrete tiles which will form their patio. Their design will follow the colour mapping theory as this is something the children have looked at with the artists. This means that when the tiles are laid the same texture will not be allowed next to each other.

From mid-morning onwards, Jack and Caroline worked with Year 6. The children learnt more about design concepts and how these usually evolve from things that you like. Taking inspiration from a game called "Find my Piglet" the children designed their patio floor.



On their patio the children wanted the words *Cheerful Station Garden* and decided that they wanted this to be in the same font that was used on the game. Subsequently, the first thing the children needed to learn about was type facing and scaling font. They then moved onto looking at the composition of animals and plants as they wanted to incorporate these into some of their tiles.



Finally, the children created stencils of the tiles they had designed. The artists will use these stencils and imprint them into the tiles which will make up their patio.

