

## Year 5 Concrete Workshop

We have finally reached the making stage of our project which is really exciting. The artists have been busy in the factory (Creative Impressions Skelmersdale) creating the majority of the patios. Luckily, Year 5 were able to get in on the action on Wednesday 26<sup>th</sup> March and they thoroughly enjoyed it.

The day began by creating prints they could press into the tiles. As Year 5 are following the circle packing theory, their designs also followed this theme. Once they had designed their ideas they then drew and cut this out on lino.



Afterwards the fun began...making the concrete! Jack and Caroline brought with them many buckets of special powdered concrete mix (made by the factory) where the children just needed to add 400ml of water.



Once the concrete was mixed properly they then put it into the circular moulds which make up our patio. We had 72 circular moulds to make in total! Once the moulds were brimming with concrete, the children then needed to gently knock the air out.




Whilst we allowed the concrete to set slightly, the children started to look at the native British wildlife that might be found at the station garden. The class began to make some drawings and notes about different mammals, birds and insects.




Finally the concrete was ready for the children to imprint their designs into it.




I'm sure you will agree the finished results look spectacular! Below are images of the other patios made by the factory.



Pavilion



Year 2






Year 4



Year 6







We would like to say a huge thank you to the artists and Creative Impressions for bringing the children's designs to life. You should also start to see a change down at the station as the clearing work has begun. We shall keep you updated about the installation.

